






















2257 169th Rd

WATHENA, KS 66090

Phone: (785) 989-4496 Fax: (785) 989-3408

Website: www.trussme.com e-mail: trussme@carsoncomm.com

**AGRICULTURAL TRUSS PRICE LIST 8.00' O.C.**DESIGNED FOR METAL ROOF WITH PURLINS 24" OC WITH NO CEILING  
20# LIVE LOAD - 4# DEAD LOAD TOP - 1# DEAD LOAD BOTTOM

Span	Pitch	Type	Profile	T. C.	B. C.	1 to 9	10 to 25	26 and Up	GABLE
20.00	4.0	T20		2 X 4	2 X 4	\$82.44	\$75.06	\$69.44	\$93.08
22.00	4.0	T22		2 X 4	2 X 4	\$90.06	\$81.99	\$75.86	101.68
24.00	4.0	T24		2 X 4	2 X 4	\$93.80	\$85.39	\$79.01	105.90
26.00	4.0	T26		2 X 4	2 X 4	103.56	\$94.31	\$87.23	116.93
28.00	4.0	T28		2 X 6	2 X 4	123.01	111.99	103.61	138.88
30.00	4.0	T30		2 X 6	2 X 6	138.06	131.69	124.79	169.92
32.00	4.0	T32		2 X 6	2 X 6	154.23	147.11	139.40	189.82
34.00	4.0	T34		2 X 6	2 X 6	168.87	161.08	152.63	207.84
36.00	4.0	T36		2 X 6	2 X 6	179.11	170.85	161.89	220.45
38.00	4.0	T38		2 X 6	2 X 6	193.78	184.83	175.15	238.50
40.00	4.0	T40		2 X 6	2 X 6	185.98	176.23	167.23	239.97
42.00	4.0	T42		2 X 6	2 X 6	211.57	200.48	190.24	272.99
44.00	4.0	T44		2 X 6	2 X 6	224.37	212.63	201.75	289.50
46.00	4.0	T46		2 X 8	2 X 6	289.66	274.48	260.46	373.76
48.00	4.0	T48		2 X 8	2 X 6	280.39	265.69	252.12	361.79
50.00	4.0	T50		2 X 8	2 X 8	373.38	354.27	345.45	477.75
52.00	4.0	T52		2 X 8	2 X 8	373.51	354.41	345.57	477.91
54.00	4.0	T54		2 X 8	2 X 8	376.89	357.60	348.69	482.24
56.00	4.0	T56		2 X 8	2 X 8	386.23	366.46	357.34	494.20
58.00	4.0	T58		2 X 8	2 X 8	430.43	408.40	398.23	550.75
60.00	4.0	T60		2 X 8	2 X 10	477.32	452.89	441.61	610.74

GABLE PRICES ARE LISTED IN FAR RIGHT COLUMN

**FOR OVERHANGS UP TO 2' ADD**

\$ 1.00 FOR 2X4 TOP CHORD  
 \$ 1.50 FOR 2X6 TOP CHORD  
 \$ 2.50 FOR 2X8 TOP CHORD  
 PER TRUSS

**MATERIALS USED**

CHORDS 2X4-2X6 1650 SPF & 2400 MSR SYP  
 2X8 #1 SYP & 2400 MSR SYP  
 WEBS 2X4 STUD & #2 SPF  
 MITEK ENGINEERING PLATES