



























2257 169th Rd

WATHENA, KS 66090

Phone: (785) 989-4496 Fax: (785) 989-3408

Website: www.trussme.com e-mail: trussme@carsoncomm.com

AGRICULTURAL TRUSS PRICE LIST 6.00' O.C.DESIGNED FOR METAL ROOF WITH PURLINS 24" OC WITH NO CEILING
20# LIVE LOAD - 4# DEAD LOAD TOP - 1# DEAD LOAD BOTTOM

Span	Pitch	Type	Profile	T. C.	B. C.	1 to 9	10 to 25	26 and Up	GABLE
10.00	4.0	T10		2 X 4	2 X 4	\$32.42	\$31.75	\$31.08	\$36.54
12.00	4.0	T12		2 X 4	2 X 4	\$40.86	\$40.01	\$39.17	\$46.05
14.00	4.0	T14		2 X 4	2 X 4	\$50.90	\$49.85	\$48.80	\$57.37
16.00	4.0	T16		2 X 4	2 X 4	\$56.95	\$55.77	\$54.60	\$64.19
18.00	4.0	T18		2 X 4	2 X 4	\$66.67	\$65.29	\$63.92	\$75.14
20.00	4.0	T20		2 X 4	2 X 4	\$68.49	\$62.36	\$57.69	\$77.33
22.00	4.0	T22		2 X 4	2 X 4	\$75.41	\$68.66	\$63.52	\$85.14
24.00	4.0	T24		2 X 4	2 X 4	\$91.90	\$83.67	\$77.41	103.76
26.00	4.0	T26		2 X 4	2 X 4	\$99.77	\$90.86	\$84.04	112.64
28.00	4.0	T28		2 X 4	2 X 6	118.97	108.31	100.20	134.32
30.00	4.0	T30		2 X 4	2 X 6	117.96	112.52	106.62	145.18
32.00	4.0	T32		2 X 4	2 X 6	143.94	137.29	130.10	177.15
34.00	4.0	T34		2 X 4	2 X 6	156.16	148.95	141.14	192.19
36.00	4.0	T36		2 X 4	2 X 6	168.51	160.73	152.30	207.39
38.00	4.0	T38		2 X 6	2 X 6	184.91	176.38	167.13	227.58
40.00	4.0	T40		2 X 6	2 X 6	183.47	173.85	164.98	236.74
42.00	4.0	T42		2 X 6	2 X 6	195.10	184.87	175.43	251.74
44.00	4.0	T44		2 X 6	2 X 6	209.09	198.13	188.01	269.79
46.00	4.0	T46		2 X 6	2 X 6	231.41	219.28	208.08	298.59
48.00	4.0	T48		2 X 6	2 X 6	238.23	225.74	214.21	307.39
50.00	4.0	T50		2 X 6	2 X 6	257.58	244.40	238.31	329.58
52.00	4.0	T52		2 X 6	2 X 6	261.98	248.57	242.38	335.21
54.00	4.0	T54		2 X 6	2 X 6	280.11	265.77	259.16	358.41
56.00	4.0	T56		2 X 6	2 X 6	284.23	269.68	262.97	363.68
58.00	4.0	T58		2 X 6	2 X 8	349.30	331.42	323.17	446.94
60.00	4.0	T60		2 X 6	2 X 8	361.92	343.40	334.85	463.09

GABLE PRICES ARE LISTED IN FAR RIGHT COLUMN

FOR OVERHANGS UP TO 2' ADD

\$ 1.00 FOR 2X4 TOP CHORD
 \$ 1.50 FOR 2X6 TOP CHORD
 \$ 2.50 FOR 2X8 TOP CHORD
 PER TRUSS

MATERIALS USED

CHORDS 2X4-2X6 1650 SPF & 2400 MSR SYP
 2X8 #1 SYP & 2400 MSR SYP
 WEBS 2X4 STUD & #2 SPF
 MITEK ENGINEERING PLATES