


















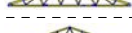

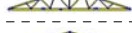

2257 169th Rd

WATHENA, KS 66090

Phone: (785) 989-4496 Fax: (785) 989-3408

Website: www.trussme.com e-mail: trussme@carsoncomm.com

AGRICULTURAL TRUSS PRICE LIST 10.00' O.C.DESIGNED FOR METAL ROOF WITH PURLINS 24" OC WITH NO CEILING
20# LIVE LOAD - 4# DEAD LOAD TOP - 1# DEAD LOAD BOTTOM

Span	Pitch	Type	Profile	T. C.	B. C.	1 to 9	10 to 25	26 and Up	GABLE
20.00	4.0	T20		2 X 4	2 X 4	\$95.33	\$86.79	\$80.30	107.64
22.00	4.0	T22		2 X 4	2 X 4	112.77	102.69	\$94.99	127.32
24.00	4.0	T24		2 X 4	2 X 4	125.27	114.05	105.52	141.44
26.00	4.0	T26		2 X 6	2 X 6	138.41	126.01	116.58	156.27
28.00	4.0	T28		2 X 6	2 X 6	146.92	133.78	123.75	165.88
30.00	4.0	T30		2 X 6	2 X 6	148.02	141.19	133.79	182.18
32.00	4.0	T32		2 X 6	2 X 6	183.43	174.96	165.79	225.76
34.00	4.0	T34		2 X 6	2 X 6	194.71	185.73	175.99	239.65
36.00	4.0	T36		2 X 6	2 X 6	203.01	193.64	183.49	249.86
38.00	4.0	T38		2 X 6	2 X 6	218.79	208.69	197.75	269.28
40.00	4.0	T40		2 X 6	2 X 6	224.84	213.07	202.17	290.11
42.00	4.0	T42		2 X 6	2 X 6	276.77	262.26	248.87	357.12
44.00	4.0	T44		2 X 8	2 X 8	312.33	295.96	280.85	403.01
46.00	4.0	T46		2 X 8	2 X 8	353.62	335.09	317.98	456.29
48.00	4.0	T48		2 X 8	2 X 8	352.58	334.10	317.04	454.94
50.00	4.0	T50		2 X 8	2 X 8	440.13	417.63	407.21	563.16
52.00	4.0	T52		2 X 8	2 X 8	468.40	444.43	433.36	599.33
54.00	4.0	T54		2 X 8	2 X 8	499.36	473.81	462.01	638.95
56.00	4.0	T56		2 X 8	2 X 10	545.26	517.35	504.47	697.68
58.00	4.0	T58		2 X 8	2 X 10	561.47	532.73	519.47	718.41
60.00	4.0	T60		2 X 8	2 X 10	576.40	546.90	533.29	737.52

GABLE PRICES ARE LISTED IN FAR RIGHT COLUMN

FOR OVERHANGS UP TO 2' ADD

\$ 1.00 FOR 2X4 TOP CHORD
 \$ 1.50 FOR 2X6 TOP CHORD
 \$ 2.50 FOR 2X8 TOP CHORD
 PER TRUSS

MATERIALS USED

CHORDS 2X4-2X6 1650 SPF & 2400 MSR SYP
 2X8 #1 SYP & 2400 MSR SYP
 WEBS 2X4 STUD & #2 SPF
 MITEK ENGINEERING PLATES